

### Daily Tasks

**Reading:** Please ensure that your child reads every day, whether this be a fiction book, non-fiction book, magazine, e-book etc. Ask questions throughout to see if they have a clear understanding of what they've read. See 'Read, read, repeat' page at the end of this pack for ideas of other reading based activities.

**Writing:** Ask your child to write a few sentences in a journal / diary each evening. This is going to be a huge part of the world's history and they'll be able to share their first hand experiences with their children and future generations.

### English - Writing

For Literacy this week have watch of The Planets by Handy Martian. You can watch it on Literacy Shed here: <https://www.literacyshed.com/the-sci---fi-shed.html> However sometimes Literacy Shed can be a bit slow so you could try and watch it on Vimeo here: <https://vimeo.com/85517984>

In the film there are 12 planets with very different aliens on them. I would like you to pick 2 or 3 of your favourite and write about them in an 'Explorer's Log' as the astronaut who has discovered these planets and their life forms. Imagine that you are describing them for astrologers back on Earth. What does the planet look like? Are the aliens friendly or hostile? Did you manage to have any dialogue with them? What did you/they say? Make sure you set out the dialogue correctly- new line, new speaker. I'm looking forward to reading all the lovely descriptive (similes, metaphors, personification) ways that you have written about these planets and aliens.

### English - Spelling

There is also a new Spelling Shed. Can you get any of your Spelling Shed words into your Explorer's Log?

### Maths

This week I would like you to have a go at solving... 'The Mystery of the Missing Tennis Kit'! Work through the problems to find the clues and reveal which player discovers the whereabouts of the missing kit?!

### Maths

White Rose Hub have created a fantastic home learning resource which covers what we would have been doing in school. <https://whiterosemaths.com/homelearning/year-5/> There are helpful explanations and activities. See how you get on with 'Week 1' and let me know how it goes!

### Science

For science this week we would like you to do a Shadow Investigation. On a sunny day (it would be useful if you checked the weather forecast the night before you are planning to do this) go outside and stand on a large bit of concrete such as your drive, pavement near your house etc... Stand so that your shadow is in front of you. With a piece of chalk draw a line in front of your feet (you will be standing with your toes behind this line in the same position at different points of the day). Get someone else in your family to draw around your shadow. At lunchtime go outside again and stand with your toes behind the same line you drew in the morning. Get someone to draw around your shadow again (has your shadow moved? It should have done). Repeat this again at around 3pm and 6pm. Look at how your shadow has moved.

### Topic

Have you been collecting packaging and other bits and bobs? If you have, this is a perfect opportunity to use it for some home learning! Design a rocket that you could make using junk modelling materials and personalise it with your own designs. Please send me any photos - I'm sure your creations will be 'out of this world'!

### Ongoing ideas to help your child:

- Here's a memory game for you! Place a number of household items onto a tray (you could maybe start with 5 and work up from there). Ask your child to have a close look then cover the items with a tea towel. Remove one of the items and see if your child can tell you what's missing!
- Regular practice of Times Tables and general maths skills using 'Maths Shed'
- Practice writing sentences using words from the Year 5/6 spelling list which can be found here...[https://cdn.oxfordowl.co.uk/2019/08/29/13/56/09/5a42eb6a-f57f-4dc4-a66e-bd4c5e27e4b7/SpellingWordList\\_Y5-6.pdf](https://cdn.oxfordowl.co.uk/2019/08/29/13/56/09/5a42eb6a-f57f-4dc4-a66e-bd4c5e27e4b7/SpellingWordList_Y5-6.pdf)
- Watch 'BBC Newsround' daily if possible. This will enable your child to keep up with world events through age appropriate content.
- Continue to work through the list of '25 Non-Screen Activities'

## Michael School- procedures for home learning

While your child is off school, their teachers will be setting a number of learning activities each week for their class, Choice of tasks will be encouraged to give pupil's ownership and to ensure that they can be suitably challenged and you can use the activities which suit you as a family!

We all understand that no amount of preparation or resources will replicate the typical school day and any attempt to provide educational continuity will be carried out with the aim of supporting parents in the education of their child as best we can, given the unprecedented situation facing our Island community.

Technology can be a huge enabler for supporting learning whether that is at school or at home. We intend to use this to communicate learning tasks for children to engage with and of course update parents with information and advice.

### What parents can expect

Each week your child's class teacher will release a 'home learning' sheet that will contain a variety of tasks and suggested resources that your child can choose from while they are away from school. In certain circumstances, the resources provided to the child may be given by a teacher who is not the pupil's regular teacher- for example if they are unwell.

This will be sent to parents via the school's email system on Monday mornings and also added to our school website for you to refer to.. All communication will go through the headteacher. Please do not contact teachers directly at this time via email or social media. If there is an urgent concern, please contact the headteacher at [karen.riley@sch.im](mailto:karen.riley@sch.im) and your email will be forwarded accordingly. Response times will vary depending on the concern and availability of the intended recipient.

### Online safety

Many suggested tasks or resources will involve children going online. Children should already be familiar with key messages about staying safe online. Any sustained period of online activity should be monitored. Children also need to be equipped with the tools to ensure that their experience is safe and how to respond should the need arise. Resources to support online safety can be found at:

<https://www.thinkuknow.co.uk/professionals/resources/>

<https://www.bbc.co.uk/teach/safer-internet-day-resources/z6bbhbk>

### Passwords and usernames

Passwords and usernames for sites that are to be utilised in learning packs will be reissued by teachers where necessary.

### Feedback on learning

Teachers will not be expected to provide feedback on any activities provided in the learning packs. Parents are, of course, encouraged to provide praise and support for their children who are carrying out the tasks provided.

# READ, READ REPEAT!

## Daily Reading Activities for Home Learning

SUPPORTING CHILDREN TO  
LOVE READING IN ANY  
SPACE!

MON	TUES	WED	THURS	FRI
Choose a <b>Non-fiction book</b> & read to a family member or pet for 20 minutes out loud! Use your best <b>fact news reporter</b> voice. Don't have a book? You can download a free e-book here: <a href="https://worldbook.kitaboo.com/">https://worldbook.kitaboo.com/</a>	Choose a <b>Classic story</b> & read to a family member or pet for 20 minutes out loud! Read the rest independently. Use your best <b>character</b> voice when you see speech. Don't have a book? You can download a free e-book here: <a href="http://www.bedtime-story.com/">http://www.bedtime-story.com/</a>	Choose a <b>Graphic Novel</b> & read to a family member or pet for 20 minutes out loud! Read the rest independently. Use your best <b>character</b> voice (get carried away). Don't have a book? You can download free colour comics like Locke & Key (the one on Netflix) plus loads more here: <a href="https://www.idwpublishing.com/">https://www.idwpublishing.com/</a>	Choose a <b>Favourite Book</b> & read to a family member or pet for 20 minutes out loud! Read the rest independently. Don't have a book? You can download even more here: <a href="https://www.idwpublishing.com/">https://www.idwpublishing.com/</a>	Give us a break! It's Friday! Have some fun with these <b>awesome learning games</b> . Can you spot some popular book characters in them? Worth a good hour of fun right here: <a href="https://pbskids.org/games/">https://pbskids.org/games/</a>
A bit bored? Let's <b>boost our knowledge of outer space!</b> Do a virtual tour of the planets with real images and videos from Nasa all for free here: <a href="https://images.nasa.gov/">https://images.nasa.gov/</a> Now read a book about aliens, space or the planets. Anything you don't understand you can search for it on the NASA website.	A bit bored? Let's <b>boost our knowledge of Paris!</b> Do a virtual tour of the Louvre in France. This museum has awesome collections of Egyptian artefacts, stunning architecture and lots of art about the Greek Gods. Board your virtual flight here: <a href="https://www.louvre.fr/en/visites-en-ligne">https://www.louvre.fr/en/visites-en-ligne</a>	A bit bored? Let's <b>head out to a virtual Library!</b> Books, books to your hearts content from cultures around the world. All scanned in for you to skip through and enjoy until you are hooked by your favourite one! Check out your next book here: <a href="http://en.childrenslibrary.org/books/index.shtml">http://en.childrenslibrary.org/books/index.shtml</a>	A bit bored? Let's <b>boost your knowledge about the Wall of China!</b> This virtual tour will WOW you! Travel around the Great Wall of China and learn about its rich history. Don't forget to head back to your Non-fiction e-book page and find a book all about it too! <a href="https://www.thechinaguide.com/destination/great-wall-of-china">https://www.thechinaguide.com/destination/great-wall-of-china</a>	A bit bored? Let's <b>boost our knowledge of Britain!</b> Do a virtual tour of Buckingham Palace. Yes, we are off to London to visit the queen (which poem was that from again?) Here is the website for our posh virtual trip: <a href="https://www.royal.uk/virtual-tours-buckingham-palace">https://www.royal.uk/virtual-tours-buckingham-palace</a> And why not also look at Blenheim Palace where Sir Winston Churchill was born: <a href="https://www.blenheimpalace.com/360-hidden/SecondState?m/index.html">https://www.blenheimpalace.com/360-hidden/SecondState?m/index.html</a>
Time for some <b>Book Art!</b> You can download and print the most amazing activities from the author Jarret Lerner. You can build your own character, book cover or create your own comics. How cool is that? Time to get the gel pens out! <a href="https://jarretlerner.com/activities/">https://jarretlerner.com/activities/</a>	Time for some <b>Book Art!</b> Choose your favourite character from a book and have a go at sketching. Stuck on how to do it? Well this website has you covered with tutorials on how to draw anything from animals to people! Fun times: <a href="http://www.hellokids.com/vr_12/drawing-for-kids">http://www.hellokids.com/vr_12/drawing-for-kids</a>	Time for some <b>Book Art!</b> You can download and print some more amazing activities from the author Jarret Lerner. How about doing a comic based on a book you are reading? Bring that book to life! More gel pens please! Ha! <a href="https://jarretlerner.com/activities/">https://jarretlerner.com/activities/</a>	Time for some <b>Book Creativity!</b> Oh dear have we run out of paper for printing? Have no fear, create your own online comic here! Build a fantastic story based on a book you are reading - give your own version a twist and all online so no need to print! <a href="https://www.makebeliefscomix.com/Comix/">https://www.makebeliefscomix.com/Comix/</a>	Time for some <b>Book Art!</b> Create book markers with interesting quotes of text that grabbed your interest, made you laugh or made you really wonder! Decorate it - use fancy writing too. Make them as gifts for your friends for when school re-opens. Not sure how? Here's a video of a cool one using origami: <a href="https://www.youtube.com/watch?v=BEw0fvgq18">https://www.youtube.com/watch?v=BEw0fvgq18</a>
Awesome <b>Authors are reading out loud live!</b> Ask a parent to head over to Facebook and watch a book read by Peter H. Reynolds who wrote The Dot. He has many live streams on the go and is such fun to listen to! <a href="www.facebook.com/PeterHamiltonReynolds/">www.facebook.com/PeterHamiltonReynolds/</a>	Get out! Bet you didn't know that <b>FAMOUS TV PEOPLE</b> are reading stories online for you to listen to! Head over to Story Line and click on any book you please for some great reading sessions: <a href="https://www.storylineonline.net/">https://www.storylineonline.net/</a>	Nothing like some <b>funny poetry to make you giggle!</b> This site is full of them so now you will sound crazy chuckling by yourself! There are videos too of poems read by the poet himself Neal Zetter. Explore here: <a href="https://www.cccpworkshops.co.uk/my-poems">https://www.cccpworkshops.co.uk/my-poems</a>	Time for some drama! <b>Film a scene from a book</b> you are reading - get your family involved too! Email your video to your school to show everyone when it re-opens! Can't wait to see those acting skills. D'you reckon you could become famous?	
Let's create a <b>Video Book Review!</b> Be your own Book Tuber and review your favourite book. <b>Get permission first of course!</b> Talk about why the book is your favourite and share it via your school's twitter page. As long as it is 3 minutes long it should upload fine. Check out ideas about how here: <a href="https://litfilmfest.com/playlists/">https://litfilmfest.com/playlists/</a>	Tackle a <b>Reading Review Challenge</b> with the LitFest. All the resources are free so once parents sign up you can download a ton of stuff to get your Reading Rocks Review project going. There are videos too to guide you so you won't be stuck! Check it out here: <a href="https://litfilmfest.com/resources/reading-rocks-reviews-ks1-2/">https://litfilmfest.com/resources/reading-rocks-reviews-ks1-2/</a>	Time to have fun with some <b>Reading puzzles and activities</b> based on popular books by Authors like Vashti Hardy, Tom Gates and Emma Carroll. There are loads to download and print here: <a href="https://clubs-kids.scholastic.co.uk/">https://clubs-kids.scholastic.co.uk/</a>	Enjoying reading from home? <b>Tweet to your favourite authors.</b> Get permission first! Did you know loads of authors are on twitter chatting every day to fans of their books. Here are some to get started: @Vashti_Hardy @MichaelRosenYes @OnjalRauf @jerryCraft	

Family  
time

READ QUIETLY TOGETHER -  
ANY BOOK YOU CHOOSE!

# Non-screen activities you can do at home

What can you do when there's no school and you're stuck at home? Here are 25 fun ideas to choose from.

25 ideas!



**1 How many different words can you make from the letters in this sentence, below?** Grab a pencil and paper and write a list!

'Learning from home is fun'

**2 Thank a community hero.** Think of someone that helps you in some way and write a short letter to thank them.

Thanks!

**3 Get building!** You could build a Lego model, a tower of playing cards or something else!



**4 Can you create your own secret code?** You could use letters, numbers, pictures or something else! Can you get someone else to try and crack it?

**5 Start a nature diary.** Look out of the window each day and keep note of what you see. Birds, flowers, changes in the weather, what else?

**6 Hold a photo session.** Use a camera or a mobile phone to take some snaps. What will you photograph? Your pets or toys perhaps?

**7 Build a reading den.** Find somewhere cosy, snuggle up and read your favourite book!



**8 Use an old sock to create a puppet.** Can you put on a puppet show for someone?



**9 Make a list of all the electrical items in each room of your home.** Can you come up with any ideas to use less electricity?

**10 Design and make a homemade board game** and play it with your family.



**11 Do something kind for someone.** Can you pay them a compliment, make them something or help them with a task?



**12 Can you create a story bag?** Find a bag and collect items to go in it that relate to a well known story. If you can't find an item, you could draw a picture to include.

**13 List making!** Write a list of things that make you happy, things you're grateful for or things you are good at.



**14 Design and make an obstacle course at home or in the garden.** How fast can you complete it?




**15 Can you invent something new?** Perhaps a gadget or something to help people? Draw a picture or write a description.



**16 Keep moving!** Make up a dance routine to your favourite song.



**17 Write a play script.** Can you act it out to other people?



**18 Read out loud to someone.** Remember to read with expression.



**19 Write a song or rap about your favourite subject.**



**20 Get sketching!** Find a photograph or picture of a person, place or object and sketch it.




**21 Junk modelling!** Collect and recycle materials such as yoghurt pots, toilet rolls and boxes and see what you can create with them.

**22 Draw a map of your local area** and highlight interesting landmarks.


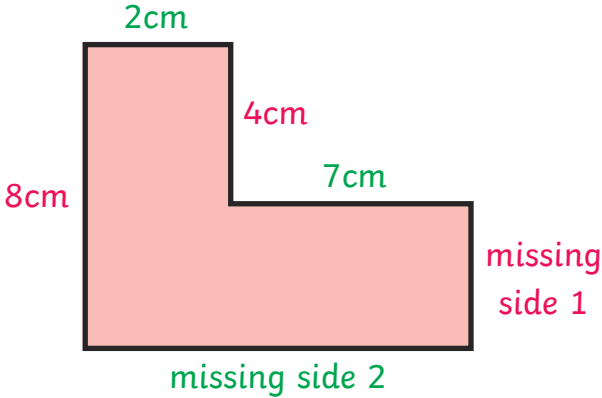
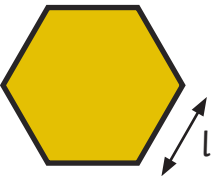




**23 Write a postcard to your teacher.** Can you tell them what you like most about their class?

**24 Draw a view.** Look out of your window and draw what you see.



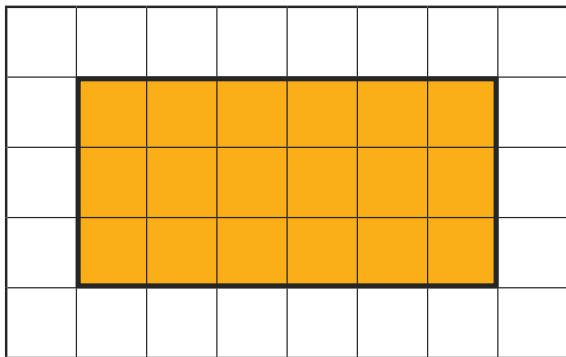
**25 Get reading!** What would you most like to learn about? Can you find out more about it in books? Can you find a new hobby?

Key Vocabulary	Measure Perimeter	Calculate Perimeter		
metre	Measure the perimeter of a rectangle: 	Calculate the missing sides of this rectilinear shape to find the perimeter: 		
kilometre			Measure the length (l) and width (w). $Perimeter = l + w + l + w$ or $(l + w) \times 2$	* This shape is not drawn to the dimensions specified.
perimeter			Measure the perimeter of regular shapes:  Measure the length (l) and count the number of sides (s) on the shape. $Perimeter = l \times s$	$Missing\ side\ 1 + 4cm = 8cm,$ $so\ missing\ side\ 1 = 4cm.$
length	Measure the perimeter of irregular shapes: 	$Missing\ side\ 2 = 2cm + 7cm = 9cm$		
width		Measure the length of each side and add them together.	$Perimeter = \text{sum of all sides} =$ $2cm + 4cm + 7cm + 4cm + 9cm + 8cm = 34cm$	
rectangle				
rectilinear				
dimensions				
 visit <a href="https://www.twinkl.com">twinkl.com</a>				

## Length and Perimeter


### Area of Rectangles

The area of a rectangle on a grid:



Multiply the length  $\times$  width  
 $= 6 \times 3 = 18$  squares.

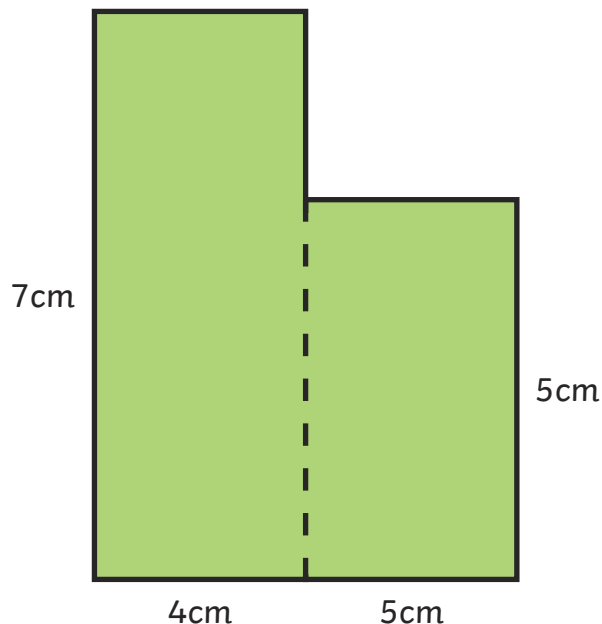
The area of a rectangle = length (l)  $\times$  width (w).



visit [twinkl.com](https://www.twinkl.com)

### Area of Compound Shapes

To find the area of a compound shape, divide the shape into rectangles with known dimensions:

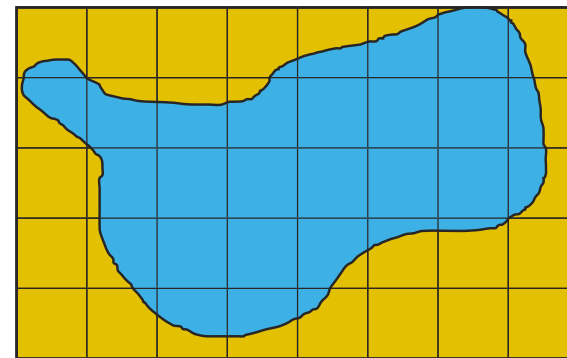


$$\begin{aligned}\text{Area} &= 7\text{cm} \times 4\text{cm} + 5\text{cm} \times 5\text{cm} \\ &= 28\text{cm}^2 + 25\text{cm}^2 \\ &= 53\text{cm}^2\end{aligned}$$

## Knowledge Organiser

### Area of Irregular Shapes

To find the area of an irregular shape, find the number of whole squares and part squares.



Whole squares = 10

Part squares = 22

Estimate of area = whole squares +  
half part squares

$$= 10\text{cm}^2 + 11\text{cm}^2 = 21\text{cm}^2$$

\*There are other ways to estimate the area of irregular shapes.